



Registry Trust Ltd
2006 Annual Statistics

www.registry-trust.org.uk

February 2007



Table of contents

2006 highlights	3
Introduction to Registry Trust	4
England & Wales (CCJs)	5
DVLA & water judgments	7
CSA liability orders	8
Administration orders	8
Scottish decrees	9
Other jurisdictions	10
Registry Trust searches	12
Appendix I: CCJs net of DVLA and water judgments	13
Appendix II: Glossary of terms	15
Appendix III: List of tables	15
Further information and contact details	16



2006 Highlights

County Court Judgments:

- The number of County Court Judgments (CCJs) increased for the second year running.
- Consumer judgments increased by 12 percent to 710,816 in 2006.
- Commercial judgments increased by six percent to 178,313 in 2006.
- However an estimated third of judgments were non-credit related (from DVLA or water companies.)

DVLA and water judgments:

- There were around 18,000 DVLA judgments a month in 2006.
- According to the Office of Water Services (OFWAT) water judgments were 137,508 in the year 05/06.

Child Support Agency liability orders:

- Child Support Agency liability orders decreased by a quarter to 1,790 in 2006.
- In 2005 there had been a 102 percent increase.

Administration orders:

- Administration orders increased by 92 percent to 5,710 in 2006.

High court judgments and fines defaults:

- Under the new Register of Judgments, Orders and Fines, high court judgment and fines default information began to be registered.

Searches of the register:

- Searches of the register increased by 30 percent to 29,481.
- The internet now accounts for half of all searches.
- Searches in person increased by 16 percent to 3,733.



Introduction to Registry Trust

The Register of County Court Judgments (RCCJ) has been in place since 1854. This register records the names and addresses of those who owe money in county courts in England and Wales.

During 2006 the RCCJ was superseded by the Register of Judgments, Orders and Fines which added high court judgments and fines default information. Until 1986 the Register was kept by the Lord Chancellor and since then it has been kept on his behalf by a non profit company, Registry Trust Ltd.

As well as this register, the Trust now supports other jurisdictions in the British Isles and Ireland. In addition the Register includes details of child support orders, DVLA judgments and consumer administration orders.

The judgment and decree information that Registry Trust verifies and distributes plays a key role in keeping borrowing under control. Unsecured credit is normally refused to people with judgments or decrees (entries stay on the register for six years). Mortgage lenders require judgments to be paid in full. Registry Trust works exclusively in the public interest and is dedicated to efficient and courteous public service.

The figures back this up. Registry Trust captures data with a 99.9 percent accuracy. Registry Trust is able to provide an immediate response for a search in person, **same day response to a phone query**, and the next working day response for searches by post.

The increasing body of fines default information together with CSA orders gives the Trust an important role in encouraging good citizenship as well as responsible lending.

England & Wales (CCJs)

The number of County Court Judgments (CCJs) registered increased for a second year running in 2006.

Consumer judgments showed a 12 percent increase (equivalent to 75,594) while commercial judgments increased by six percent (equivalent to 10,649).

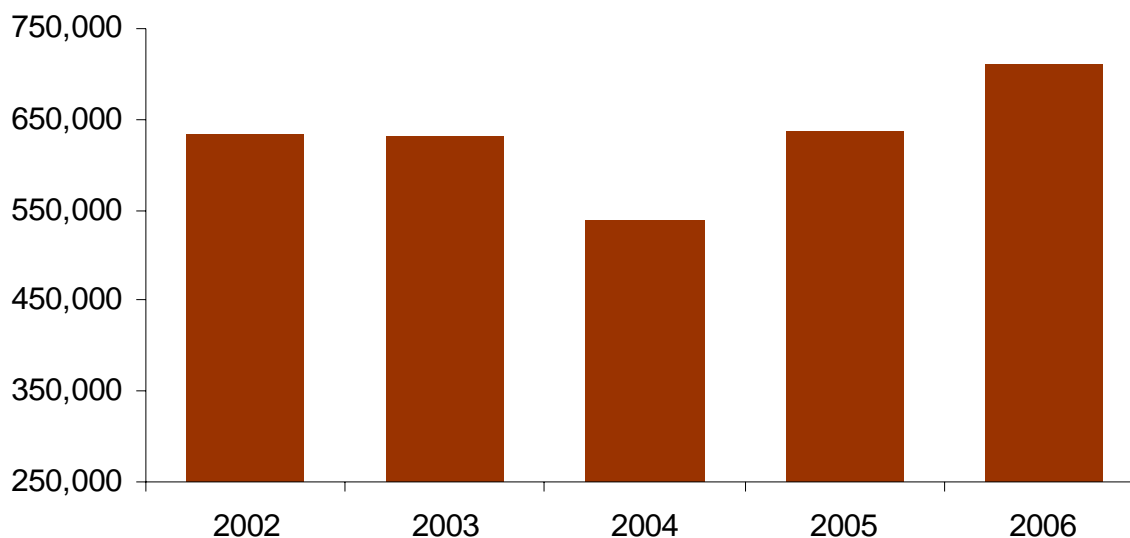
This shows that there has been a change in attitude by lenders towards judgments and the use of the court to recover debts.

Table one: County Court Judgments (excluding DVLA judgments)

	2002	2003	2004	2005	2006
Consumer	632,568	631,368	538,383	635,222	710,816
Commercial	182,256	170,689	161,882	167,664	178,313
Total CCJ	814,824	802,057	700,265	802,886	889,129
y/y change	-8.1%	-1.6%	-12.7%	14.7%	10.7%

CCJs increased further in 2006

County Court Judgments by year





Total CCJ satisfactions increased by around 18 percent in 2006 to 128,665. Commercial satisfactions increased dramatically, by 33 percent to 20,586. The number of commercial satisfactions could be representative of a more responsible attitude of business to paying debts. Consumer satisfactions increased by around 16 percent to 108,079. Total CCJ cancellations grew by 4 percent to 89,620.

Table two: CCJ satisfactions

	2002	2003	2004	2005	2006
Consumer	131,429	96,581	98,967	93,443	108,079
Commercial	14,869	14,554	14,287	15,476	20,586
Total	146,298	111,135	113,254	108,919	128,665
y/y change	10.1%	-24.0%	1.9%	-3.8%	18.1%

Table three: CCJ cancellations

	2002	2003	2004	2005	2006
Consumer	43,177	43,379	44,538	54,277	55,626
Commercial	32,035	30,751	31,102	32,011	33,994
Total	75,212	74,130	75,640	86,288	89,620
y/y change	5.5%	-1.4%	2.0%	14.1%	3.9%

DVLA & water judgments

Judgments from the Driver and Vehicle Licensing Authority (DVLA) were introduced in 2004. These were the result of a new DVLA policy of obtaining judgments against people failing to pay road tax. Although they count as judgments on the register, their predictive value is currently being assessed by credit reference agencies. Approximately 216,000 DVLA judgments are registered each year.

Table four: DVLA judgments

	2002	2003	2004	2005	2006
DVLA			72,000	216,000	216,000
CCJ inc. DVLA			772,265	1,018,886	1,105,129

Figures released by the Office of Water Services (OFWAT) in 2006 suggest that in the 2005 financial year (April 2005 to April 2006) that there were 137,508 judgments granted to the water industry. If we include DVLA judgments over that same period then we have 353,508 judgments from non-credit sources (DVLA and OFWAT), which account for around a third of all judgments in the county courts.

Unfortunately we are unable to receive this information on a more regular basis and in Gregorian calendar periods. As such we are unable to make a concrete assessment of the numbers of non-credit CCJs over the last twelve months. However, a research paper is included in this report as an appendix (page 13) which looks at water company judgments in more detail.

Table five: OFWAT judgments (by financial year)

	2001	2002	2003	2004	2005
Water judgments	154,037	131,500	121,601	147,045	137,508
y/y change		-14.6%	-7.5%	20.9%	-6.5%
% of all judgments (est.)	17.4%	15.7%	15.2%	19.0%	13.5%

CSA liability orders

Following a huge increase in 2005, Child Support Agency liability orders have fallen dramatically in 2006. As the chart below shows, growth rates have slowed dramatically compared to 2005 and 2004.

CSA liability orders have dropped in 2006

CSA liability orders and y/y change

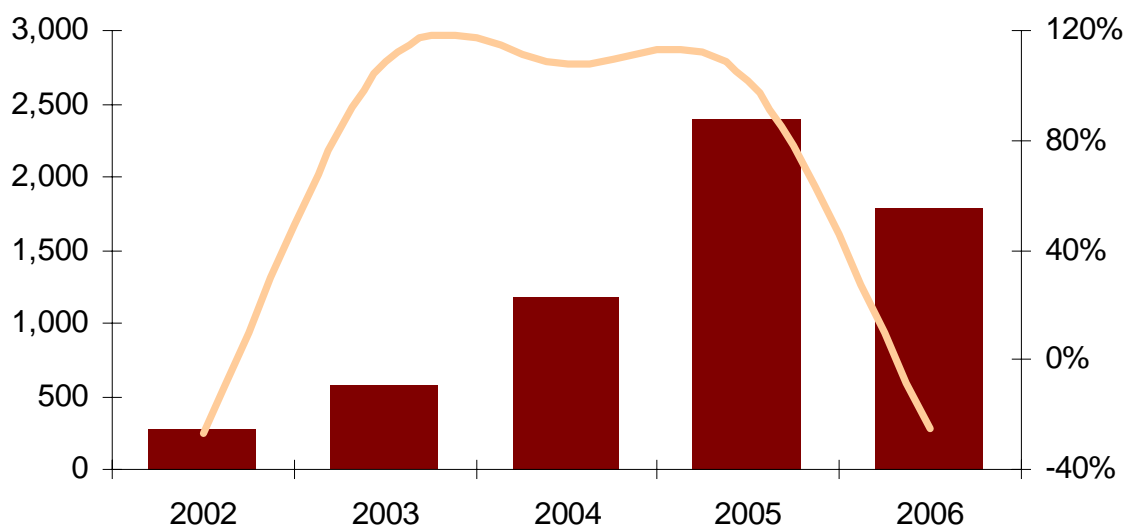


Table six: CSA liability orders

	2002	2003	2004	2005	2006
CSA Orders	273	569	1,182	2,388	1,790
y/y change	-26.8%	108.4%	107.7%	102.0%	-25.0%

Administration orders

The number of administration orders increased dramatically in 2006. There were 5,710 combined registrations in 2006, up by 92 percent compared to 2005.

Table seven: Administration orders

	2003	2004	2005	2006
Combined Registrations	3,138	3,248	2,972	5,710
y/y change	-29.1%	3.5%	-8.5%	92.1%

Scottish decrees

The number of Scottish decrees fell by more than 15 percent in 2006 in contrast to increases seen in England and Wales. Both commercial and consumer judgments fell in 2006.

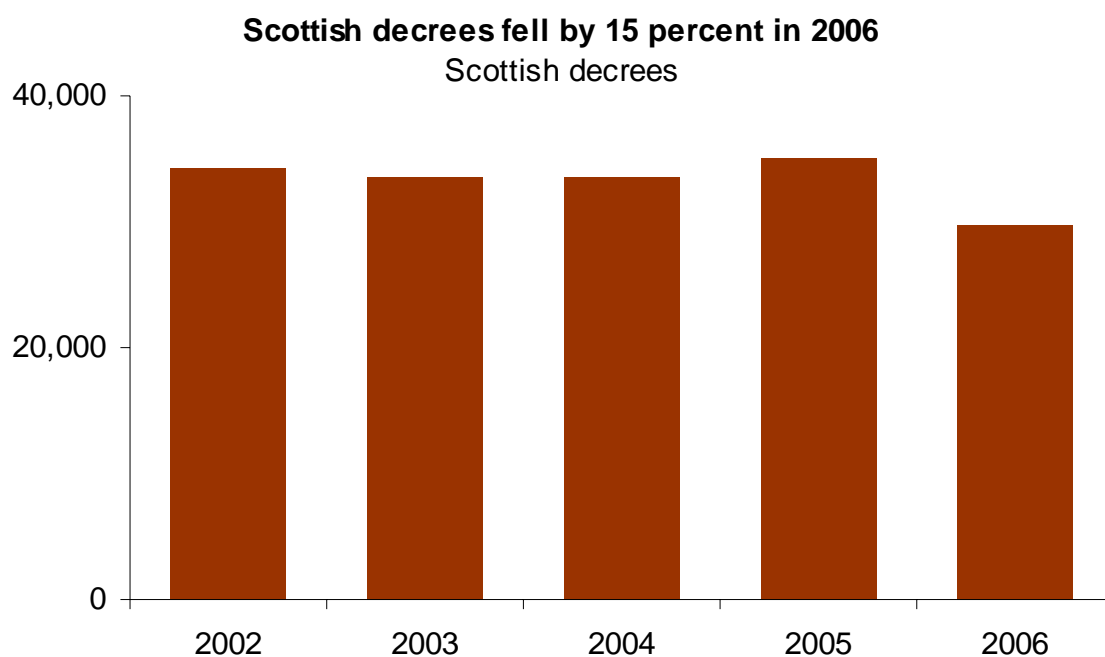


Table eight: Scottish decrees

	2002	2003	2004	2005	2006
Consumer	29,052	28,855	29,374	30,428	25,721
Commercial	5,197	4,758	4,150	4,634	3,974
Total	34,249	33,613	33,524	35,062	29,695
y/y change	-14.7%	-1.9%	-0.3%	4.6%	-15.3%

Scottish recalls grew by 20 percent in 2006 to 1,077. This growth has slowed by 10 percent compared to 2005.

Table nine: Scottish recalls

	2002	2003	2004	2005	2006
Consumer	664	789	833	1,074	1,077
Commercial	128	134	100	139	168
Total	792	923	933	1,213	1,245
y/y change	-16.9%	4.7%	-25.4%	39.0%	20.9%

Other jurisdictions

Registry Trust collects judgment data from other jurisdictions including Ireland, Northern Ireland, Jersey, and the Isle of Man.

Table ten: Northern Irish registrations

	2002	2003	2004	2005	2006
Judgments				21,651	8,029
Set asides				239	161
Total Registrations				22,103	8,193
y/y change					-62.9%

Table eleven: Irish judgments

	2002	2003	2004	2005	2006
Consumer			3,844	16,443	11,394
Commercial			911	3,816	3,186
Total			4,755	20,259	14,580
y/y change				326.1%	-28.0%

Data from Irish Judgments Ltd

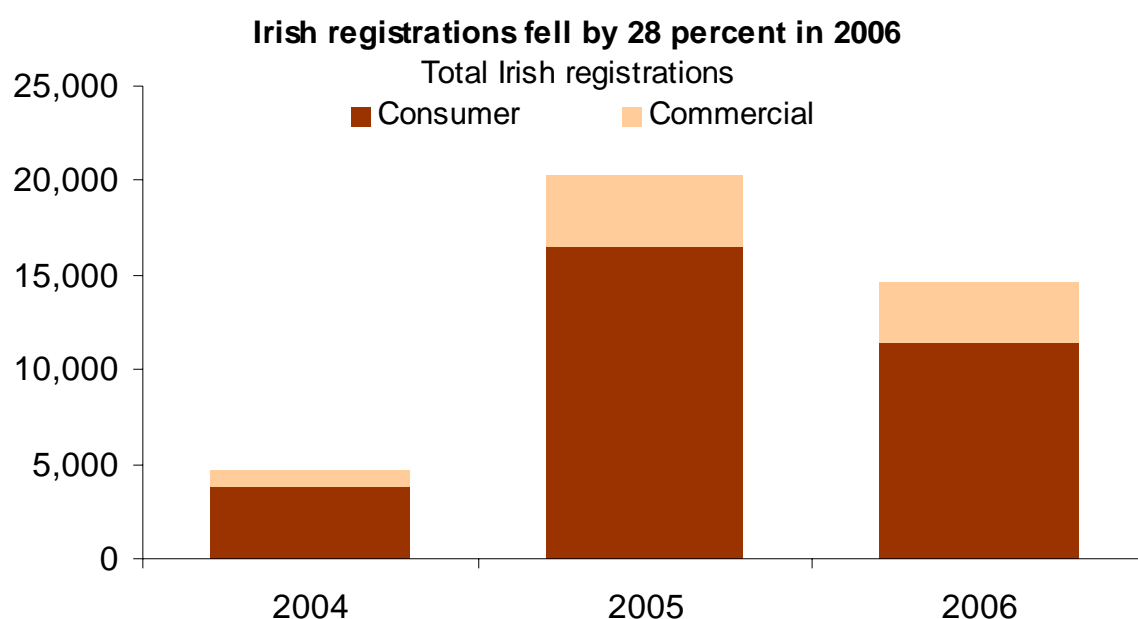


Table twelve: Irish registered judgments at the Four Courts

	2002	2003	2004	2005	2006
Combined judgments					2,213
Combined satisfactions					169
Combined cancellations					0
Total registrations					2,382

Data from ITPA / Dun and Bradstreet

Table thirteen: Jersey judgments

	2002	2003	2004	2005	2006
Royal courts consumer	452	537	367	90	62
Royal courts commercial	83	110	120	28	21
Royal courts total	535	647	487	118	83
Petty courts consumer	3,639	3,176	3,316	3,598	2,928
Petty courts commercial	407	390	547	576	377
Petty courts total	4,046	3,566	3,863	4,174	3,305
Jersey Total	4,581	4,213	4,350	4,292	3,388
y/y change		-8.0%	3.3%	-1.3%	-21.1%

Table fourteen: Isle of Man judgments

	2002	2003	2004	2005	2006
Consumer			99	1,088	1,089
Commercial			11	283	338
Total			110	1,371	1,427
y/y change				1146.4%	4.1%

Searches of the register

The number of searches of the register increased by 30 percent in 2006. These are carried out mainly by individuals searching for themselves or others or by agents acting for law firms. Over 14,000 searches of the register happened through the internet which now accounts for 50 percent of all searches. With personal searches remaining buoyant, total searches came to 29,168.

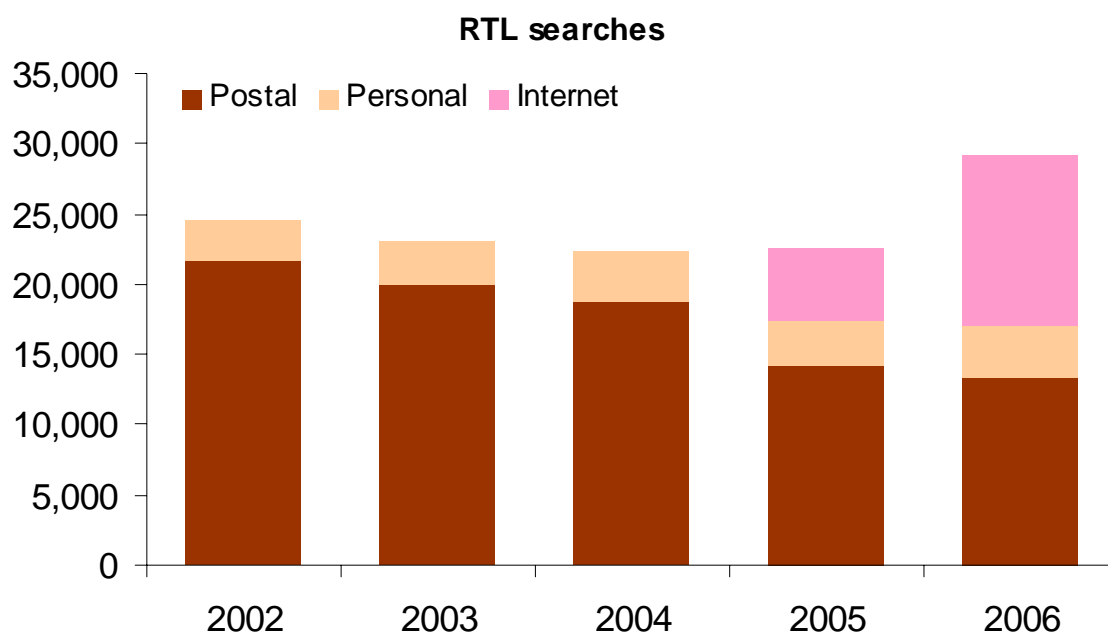


Table fifteen: Searches of the register

	2002	2003	2004	2005	2006
Postal	21,609	19,976	18,710	14,189	13,356
Personal	2,950	3,135	3,613	3,211	3,733
Internet				5,136	12,079
Total	24,559	23,111	22,323	22,536	29,168
y/y change	0.4%	-5.9%	-3.4%	1.0%	29.4%

Appendix - CCJs, Water and DVLA judgments

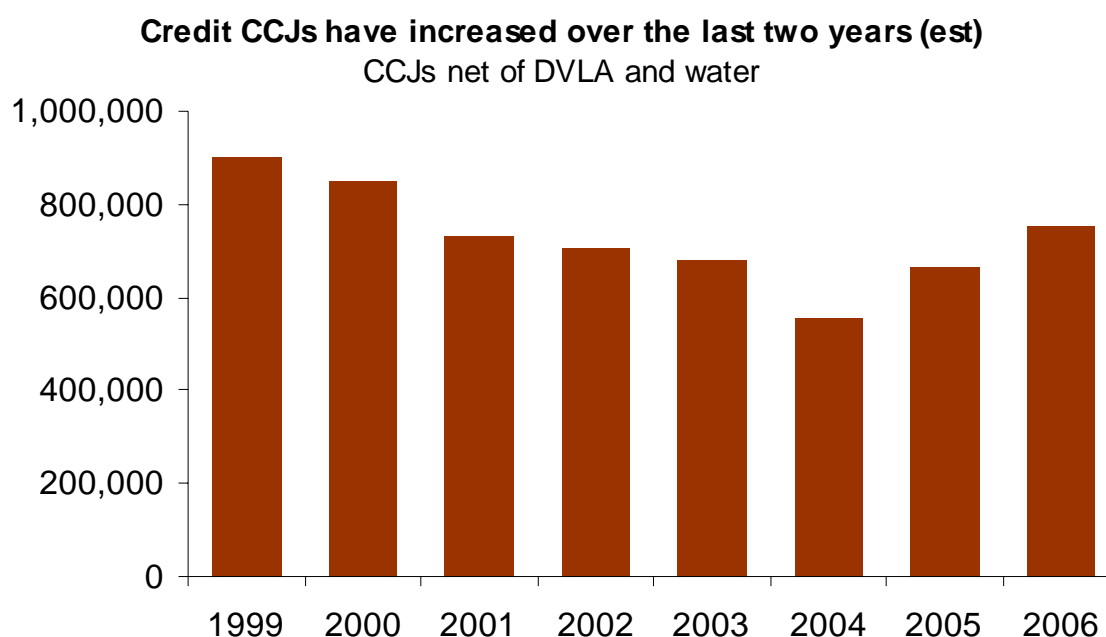
Non-credit information accounts for some 30,000 CCJs a month. It is known that 18,000 a month DVLA judgments are added; information from the Office of Water Services (OFWAT) discloses that water companies account for a further 11,000 or so. This would have accounted for around a third of all CCJs in 2006.

All of these figures are for England and Wales.

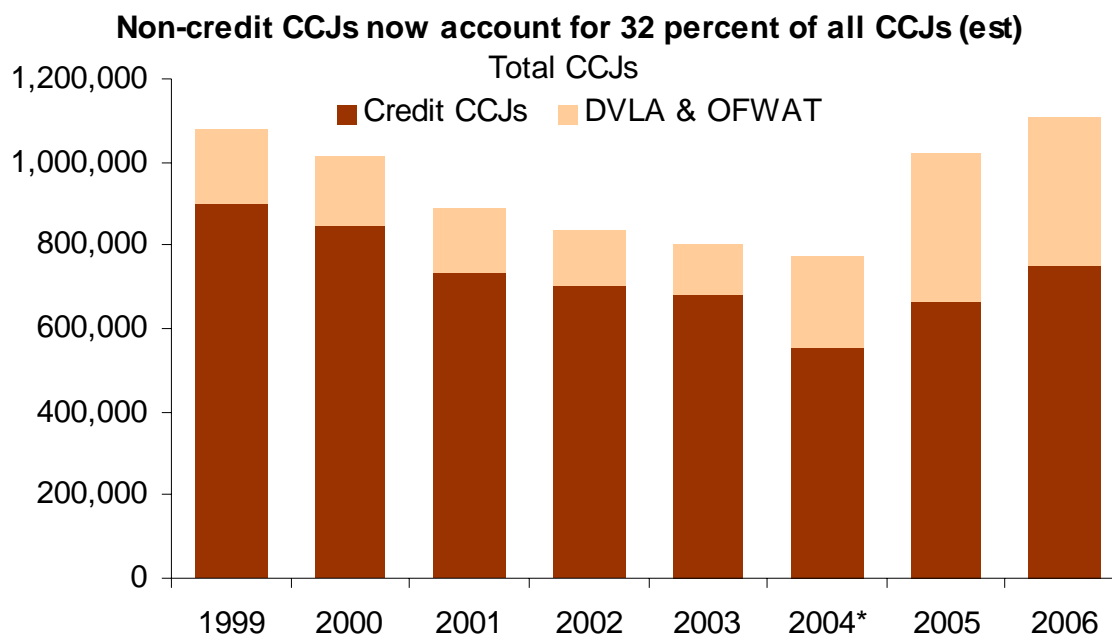
Table sixteen: credit and non-credit CCJs

	1999	2000	2001	2002	2003	2004	2005	2006*
All CCJs	1,077,499	1,013,044	887,049	836,915	802,057	773,858	1,018,886	1,105,129
OFWAT*	177,276	163,764	154,037	131,500	121,601	147,045	137,508	137,508
DVLA	0	0	0	0	0	72,000	216,000	216,000
CCJs	900,223	849,280	733,012	705,415	680,456	554,813	665,378	751,621

* Please note that as we do not yet have OFWAT figures for the coming financial year, we have assumed that 2006 levels will be similar to those of 2005.



Credit CCJs (net of water and DVLA judgments) fell between 1999 and 2004. This was a slow and gradual process, although there was a dip in 2004. However, in 2005 and 2006, credit CCJs picked up strongly.



* DVLA judgments started to be registered in 2004.

A word of caution on the data though. These figures from the water industry are provided on an annual basis for the financial year (i.e. April to April). OFWAT only gets the figures from the water companies in this manner, there is no monthly breakdown allowing us to recalculate for the calendar year. Therefore, we have applied these figures to our statistics, knowing that they are technically incorrect. The DVLA figures are also estimated.

However, the chart gives a robust idea of the trends in credit CCJs net of water and DVLA judgments.



Appendix II: Glossary of terms

Administration order

It is a court order which covers an individual's outstanding debts. There is a maximum limit of £5,000. New draft legislation is expected to raise the maximum limit to £15,000.

Cancellations

When a CCJ is set aside and expunged from the registry.

Commercial judgment

A judgment from the County Courts (in England and Wales) against a business debt.

Consumer judgment

A judgments from the County Courts (in England and Wales) against an individual.

Credit judgment

A judgment as a result of action from the credit industry (i.e. non-DVLA or OFWAT judgment).

CSA liability order

A liability order from the Child Support Agency against those individuals who are self-employed and who have irregular income.

DVLA judgment

A court judgment issued as a result of action by the Driving and Vehicle Licensing Authority.

Non-credit judgment

A judgment issued as a result of action by either the DVLA or a water company.

OFWAT judgment

A court judgment issued as a result of action by one of the water companies in England and Wales.

Petty Court

The Jersey equivalent of a County Court in England and Wales.

Royal Court

The Jersey equivalent of a High Court in England and Wales.

Satisfactions

Once a County Court Judgment is paid up in full, a certificate of satisfaction is issued and registered.

Scottish decree

The Scottish equivalent of a CCJ in England or Wales.

Scottish recall

The Scottish equivalent of a CCJ cancellation in England or Wales.



Appendix III: List of tables

Table one: County Court Judgments (excluding DVLA judgments)	5
Table two: CCJ satisfactions	6
Table three: CCJ cancellations	6
Table four: DVLA judgments	7
Table five: OFWAT judgments	7
Table six: CSA liability orders	8
Table seven: Administration orders	8
Table eight: Scottish decrees	9
Table nine: Scottish recalls	9
Table ten: Northern Irish registrations	10
Table eleven: Irish judgments	10
Table twelve: Irish registered judgments at the Four Courts	11
Table thirteen: Jersey judgments	11
Table fourteen: Isle of Man judgments	11
Table fifteen: Searches of the Register	12
Table sixteen: Credit and non-credit CCJs	13

For more information, please contact the chairman's office:

Frances Walker or **James Ketchell** at: 0207 636 5214

or email:

fwalker@hurlstons.com

jketchell@hurlstons.com

Registry Trust Ltd
173-175 Cleveland Street
London,
W1T 6QR

Public enquiries: **0207 380 0133**

Website: www.registry-trust.org.uk